

# Practice A


For use with pages 325-330

Complete the statement.

1. If a quadrilateral has four congruent sides, then it is a     ?
2. If a quadrilateral has four right angles, then it is a     ?
3. If a quadrilateral has four congruent sides and four right angles, then it is a     ?
4. The diagonals of a rhombus are     ?
5. The diagonals of a rectangle are     ?

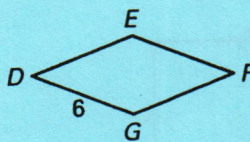
Use the diagram to complete the statement.

6. rectangle  $WXYZ$



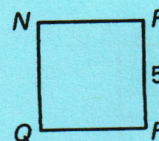
- a.  $m\angle W = \underline{\quad ? \quad}$
- b.  $m\angle X = \underline{\quad ? \quad}$
- c.  $m\angle Y = \underline{\quad ? \quad}$
- d.  $m\angle Z = \underline{\quad ? \quad}$

7. rhombus  $DEFG$



- a.  $DE = \underline{\quad ? \quad}$
- b.  $EF = \underline{\quad ? \quad}$
- c.  $FG = \underline{\quad ? \quad}$

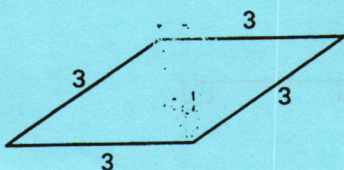
8. square  $NRPQ$



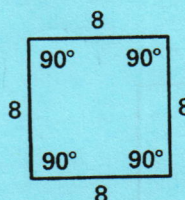
- a.  $m\angle R = \underline{\quad ? \quad}$
- b.  $PQ = \underline{\quad ? \quad}$
- c.  $QN = \underline{\quad ? \quad}$
- d.  $m\angle N = \underline{\quad ? \quad}$

Name the special quadrilateral using the information in the diagram.


9.



10.

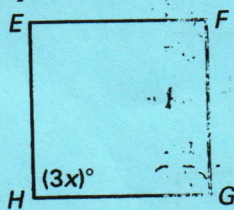


11.



Find the value of  $x$ .


12. square  $EFGH$



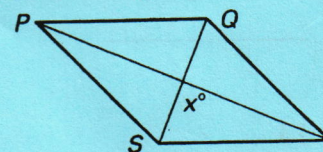
13. rectangle  $KLMN$

$$KM = 3x + 2$$

$$NL = 4x$$




14. rhombus  $PQRS$



The figure at the right shows a portion of a pasture fence with parallelogram  $ABCD$ .

15. If  $AB = BC = CD = DA$ , name the special quadrilateral  $ABCD$ .
16. If  $m\angle A = m\angle B = m\angle C = m\angle D = 90^\circ$ , name the special quadrilateral  $ABCD$ .





# GEOMETRY A

## Identify quadrilaterals WS

Identify each of the following shapes with their most specific designation:

**Quadrilateral, Trapezoid, Parallelogram, Rectangle, Rhombus or Square**

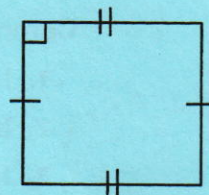
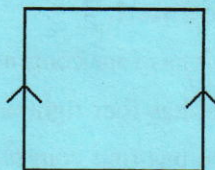
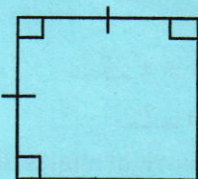
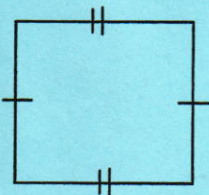
NAME \_\_\_\_\_

PERIOD \_\_\_\_\_

2.

3.

4.



\_\_\_\_\_

\_\_\_\_\_

\_\_\_\_\_

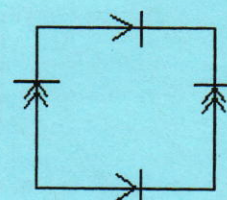
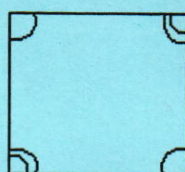
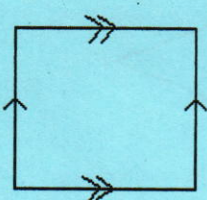
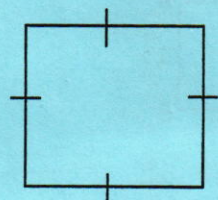
\_\_\_\_\_

5.

6.

7.

8.



\_\_\_\_\_

\_\_\_\_\_

\_\_\_\_\_

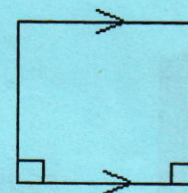
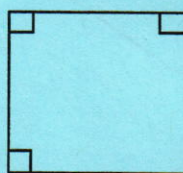
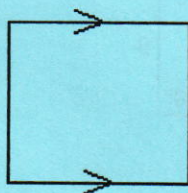
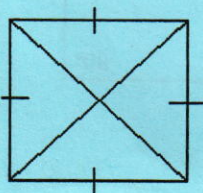
\_\_\_\_\_

9.

10.

11.

12.



\_\_\_\_\_

\_\_\_\_\_

\_\_\_\_\_

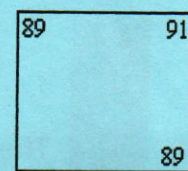
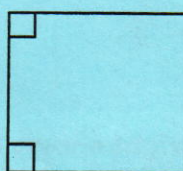
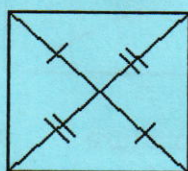
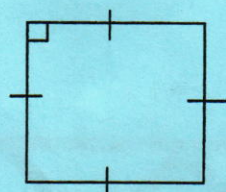
\_\_\_\_\_

13.

14.

15.

16.



\_\_\_\_\_

\_\_\_\_\_

\_\_\_\_\_

\_\_\_\_\_