

GEOMETRY A

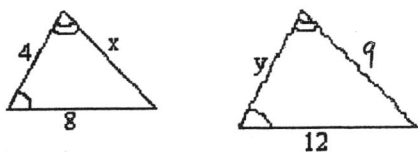
WS 7-2

Each of the following pairs of polygons are similar.

NAME _____

PERIOD _____

1.

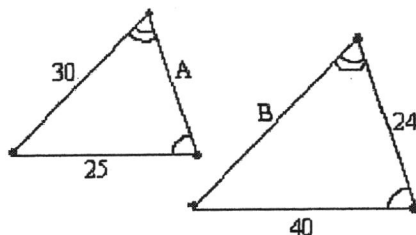


SCALE FACTOR:

X:

Y:

2.

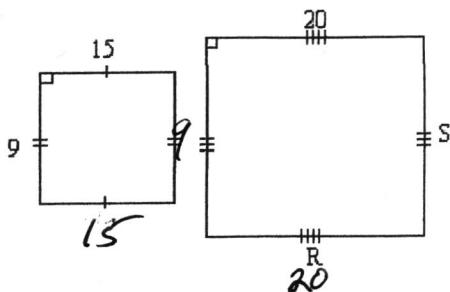


SCALE FACTOR:

A:

B:

3.

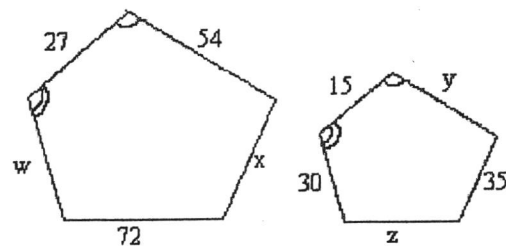


SCALE FACTOR:

R:

S:

4.



SCALE FACTOR:

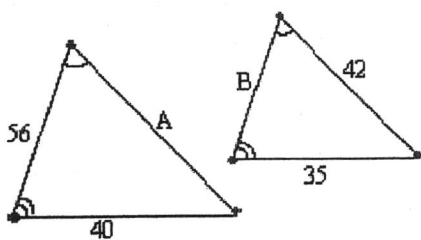
W:

X:

Y:

Z:

5.

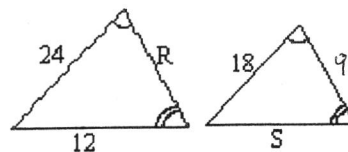


SCALE FACTOR:

A:

B:

6.

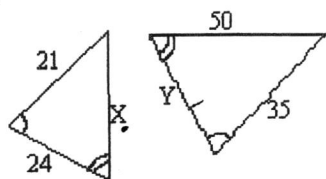


SCALE FACTOR:

R:

S:

7.

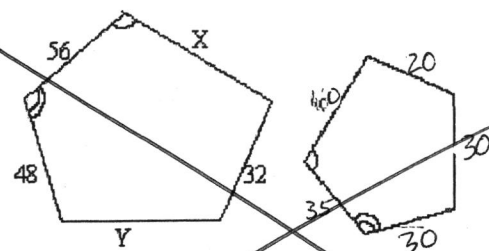


SCALE FACTOR:

X:

Y:

8.



SCALE FACTOR:

W:

X:

Y:

Z: