

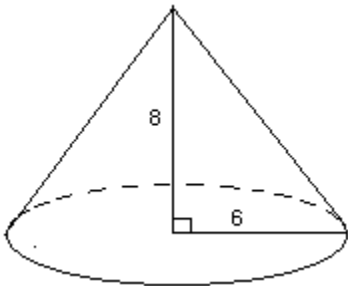
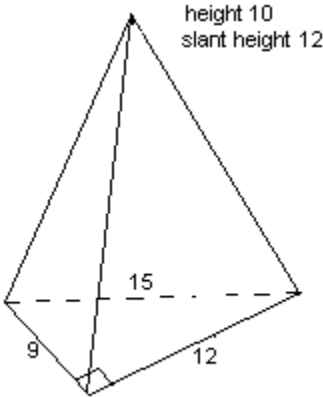
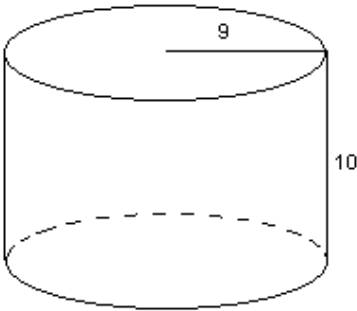
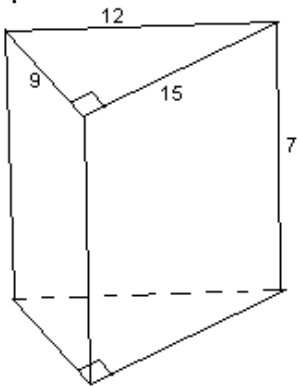
GEOMETRY B
Quiz surface area

form A

NAME _____
PERIOD _____

FORMLULAS	Surface Area	Volume	Area of circle πr^2
Cylinder or prism	$2B + ph$	$B \times h$	
Pyramid or cone	$B + \frac{1}{2}pl$	$\frac{1}{3}Bh$	Circumference $2\pi r$

For each of the following, find the surface area



1. B:	5. B:	9. B:	13. B:
2. p:	6. p:	10. p:	14. p:
3. SA:	7. SA:	11. SA:	15. SA:
4. LA:	8. LA:	12. LA:	16. LA: